

// BROCKENHURST ELECTRIC SUITE

Information Sheet



remote control included with both suites

Features

MDF Suite

Marble-Effect Painted

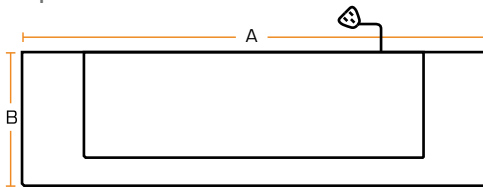
Seamless Joints

Easy to construct

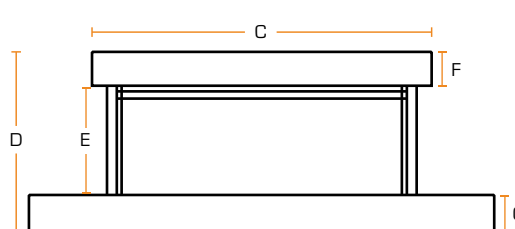
Light weight

Remote Control

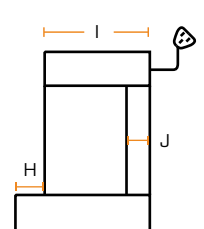
Top View



Front View



Side View



Dimensions

A	1400mm	F	100mm
B	404mm	G	105mm
C	1020mm	H	87mm
D	536mm	I	317.5mm
E	331mm	J	72.5mm

Tech Specs

Heat output:	1500 W
Supply voltage:	220-240 V AC
Rating power:	50 Hz
Fuse rating:	13 Amp
Lighting:	LED